

Cable - FLK 20/EZ-DR/ 150KONFEK - 2296472

Please be informed that the data shown in this PDF Document is generated from our Online Catalog. Please find the complete data in the user's documentation. Our General Terms of Use for Downloads are valid (<http://phoenixcontact.com/download>)



Round cable set; controller: MODICON® TSX Micro, Premium, Quantum; connection 1: IDC/FLK socket strip (1x 20-position); connection 2: IDC/FLK socket strip (1x 20-position); cable length: 1.5 m

Why buy this product

- Unshielded

Key Commercial Data

Packing unit	1 STK
GTIN	
GTIN	4017918569259

Technical data

General

Nominal voltage U_N	< 50 V AC
	60 V DC
Max. current carrying capacity per path	1 A
Max. conductor resistance	0.16 Ω /m
Length of cable	1.5 m
Single wire, cross section	0.14 mm ²
Single wire, cross section [AWG]	26
Conductor construction: Number of litz wires:	7
Single wire, material	Cu tin-plated
External diameter	7.6 mm
Cable, preassembly	Insulation displacement, IEC 60352-4/DIN EN 60352-4
Shielding	no
Outer sheath, material	PVC
External sheath, color	gray RAL 7035

Environmental conditions

Cable - FLK 20/EZ-DR/ 150KONFEK - 2296472

Technical data

Environmental conditions

Ambient temperature (operation)	-20 °C ... 50 °C
Ambient temperature (storage/transport)	-20 °C ... 70 °C
Flame resistance	IEC 60332-1
	DIN VDE 0482 Part 332-1
Resistance to oil	DIN VDE 0472 Part 803, test type B
Gasoline resistance	against occasional splashes

Connector 1

Connection name	Field level
Connection method	IDC/FLK socket strip
Number of connections	1
Number of positions	20
Pitch	2.54 mm

Connector 2

Connection name	Controller level
Connection method	IDC/FLK socket strip
Number of connections	1
Number of positions	20
Pitch	2.54 mm

Supported controller

Controller	universal
------------	-----------

Color code

Connector 1 = connector 2 (optional) = wire color	IDC/FLK20 (1) = IDC/FLK20 (1) = black
	IDC/FLK20 (2) = IDC/FLK20 (2) = brown
	IDC/FLK20 (3) = IDC/FLK20 (3) = red
	IDC/FLK20 (4) = IDC/FLK20 (4) = orange
	IDC/FLK20 (5) = IDC/FLK20 (5) = yellow
	IDC/FLK20 (6) = IDC/FLK20 (6) = green
	IDC/FLK20 (7) = IDC/FLK20 (7) = blue
	IDC/FLK20 (8) = IDC/FLK20 (8) = violet
	IDC/FLK20 (9) = IDC/FLK20 (9) = gray
	IDC/FLK20 (10) = IDC/FLK20 (10) = white
	IDC/FLK20 (11) = IDC/FLK20 (11) = white-black
	IDC/FLK20 (12) = IDC/FLK20 (12) = white-brown
	IDC/FLK20 (13) = IDC/FLK20 (13) = white-red
	IDC/FLK20 (14) = IDC/FLK20 (14) = white-orange
	IDC/FLK20 (15) = IDC/FLK20 (15) = white-yellow
	IDC/FLK20 (16) = IDC/FLK20 (16) = white-green
	IDC/FLK20 (17) = IDC/FLK20 (17) = white-blue
	IDC/FLK20 (18) = IDC/FLK20 (18) = white-violet

Cable - FLK 20/EZ-DR/ 150KONFEK - 2296472

Technical data

Color code

	IDC/FLK20 (19) = IDC/FLK20 (19) = white-gray
	IDC/FLK20 (20) = IDC/FLK20 (20) = brown-black

Standards and Regulations

Flame resistance	IEC 60332-1
	DIN VDE 0482 Part 332-1
Resistance to oil	DIN VDE 0472 Part 803, test type B
Gasoline resistance	against occasional splashes
Connection in acc. with standard	CUL

Environmental Product Compliance

China RoHS	Environmentally Friendly Use Period = 50
	For details about hazardous substances go to tab "Downloads", Category "Manufacturer's declaration"

Approvals


Approvals


Approvals

EAC / UL Listed / cUL Listed / cULus Listed

Ex Approvals


Approval details

EAC		RU C- DE.A*30.B00767
-----	---	-------------------------

UL Listed		http://database.ul.com/cgi-bin/XYVV/template/LISEXT/1FRAME/index.htm	FILE E 238705
Nominal voltage UN	125 V		
Nominal current IN	1 A		

Cable - FLK 20/EZ-DR/ 150KONFEK - 2296472

Approvals

cUL Listed		http://database.ul.com/cgi-bin/XYV/template/LISEXT/1FRAME/index.htm	FILE E 238705
Nominal voltage UN		125 V	
Nominal current IN		1 A	

cULus Listed	
--------------	---

Phoenix Contact 2018 © - all rights reserved
<http://www.phoenixcontact.com>

PHOENIX CONTACT GmbH & Co. KG
Flachsmarktstr. 8
32825 Blomberg
Germany
Tel. +49 5235 300
Fax +49 5235 3 41200
<http://www.phoenixcontact.com>